

Teach Your Kid To Fish When You Don't Know How: The Ultimate Guide for Parents and Kids

Fishing is more than just a hobby or a way to catch dinner; it's an opportunity to connect with nature, create memories, and pass on a love of the outdoors to your children. However, it can be daunting for parents who aren't experienced anglers themselves. That's where this guide comes in.



Teach Your Kid to Fish When YOU Don't Know How

by JD Mader

★★★★☆ 4.7 out of 5

Language : English
File size : 868 KB
Text-to-Speech : Enabled
Screen Reader : Supported
Enhanced typesetting : Enabled
Word Wise : Enabled
Lending : Enabled
X-Ray for textbooks : Enabled
Print length : 39 pages



Step 1: Lay the Foundation



* Start by choosing the right gear. Opt for a small, lightweight rod and reel set designed for kids. * Practice casting in a safe environment like your backyard before heading to the actual fishing spot. * Familiarize your child with basic fishing knots and safety precautions.

Step 2: Pick the Perfect Fishing Spot



* Consider your child's age and skill level. Start with calm waters, such as a lake or pond. * Choose a spot with plenty of shade and easy access to restrooms. * Look for areas where fish tend to congregate, like around submerged vegetation or rock structures.

Step 3: Get Hooked on Bait and Lures



* Use live bait like worms or minnows for better results. * Introduce your child to artificial lures like spinners or jigs as they gain experience. * Make sure the hook size matches the size of the bait or lure.

Step 4: Reel in the Fun



* Teach your child the basic technique of casting and retrieving. * Be patient and encourage them to keep trying, even if they don't catch anything initially. * Celebrate every catch, no matter how small.

Step 5: Embracing Patience and Safety



* Fishing requires patience. Help your child understand that waiting and observing are part of the fun. * Always prioritize safety. Ensure your child wears a life jacket and follows water safety rules. * Respect the environment and practice catch-and-release if possible.

Step 6: Make it a Family Affair




* Engage your entire family in the fishing adventure. * Assign different roles, such as baiter or knot-tyer, to keep everyone involved. * Create a family memory by taking pictures or filming the experience.

Additional Tips for Beginners

- Start early and fish during optimal hours.
- Bring plenty of snacks and water to keep your child energized.
- Don't be afraid to ask for help from other anglers or park rangers.
- Encourage your child to explore and learn about different fish species.
- Focus on the experience rather than the catch.

Introducing your child to the joys of fishing is a priceless gift. With the right guidance and a dash of patience, you can create unforgettable memories and foster a love for the outdoors that will last a lifetime. So, grab your fishing gear and embark on this exciting adventure with your little angler. Tight lines and happy fishing!




Teach Your Kid to Fish When YOU Don't Know How

by JD Mader


★★★★☆ 4.7 out of 5

| | |
|----------------------|-------------|
| Language | : English |
| File size | : 868 KB |
| Text-to-Speech | : Enabled |
| Screen Reader | : Supported |
| Enhanced typesetting | : Enabled |
| Word Wise | : Enabled |
| Lending | : Enabled |
| X-Ray for textbooks | : Enabled |
| Print length | : 39 pages |



How Companies Win the Mergers and Acquisitions Game: Unlocking the Secrets to Extraordinary Outcomes

In today's dynamic and ever-evolving business landscape, mergers and acquisitions (M&A) have become increasingly strategic for companies...



Mastering The Delicate Balance Between Power And Peace

In today's ever-evolving world, the interplay between power and peace has become increasingly complex and crucial. From personal relationships to global politics, striking the...