


Plan Your Dream Wedding: A Step-by-Step Guide to an Elegant and Royal Celebration

Planning your dream wedding is an exciting and rewarding experience. But with so many details to consider, it can also be overwhelming. That's why we've created this comprehensive guide to help you plan a wedding that is both elegant and royal, without breaking the bank.

In this guide, we'll cover everything you need to know, from choosing the perfect venue and vendors to creating a budget and timeline. We'll also provide tips on how to personalize your wedding and make it a day that you and your guests will cherish forever.

The venue you choose will set the tone for your entire wedding. So it's important to take your time and find a place that is both beautiful and functional.



Wedding Planning On A Budget: How to plan your dream wedding, that's beautiful, elegant and royal (step-by-step guide) (Wedding Planning Ideas Book 1)

by Jane Anne

★★★★☆ 4.7 out of 5

Language : English
File size : 1761 KB
Text-to-Speech : Enabled
Screen Reader : Supported
Enhanced typesetting : Enabled
Word Wise : Enabled
Print length : 21 pages
Lending : Enabled



Here are a few things to consider when choosing a venue:

- **Size:** The size of the venue should be appropriate for the number of guests you're inviting. You don't want a venue that's too small or too large.
- **Style:** The style of the venue should match the overall theme of your wedding. If you're planning a formal wedding, you'll want to choose a venue that is elegant and sophisticated. If you're planning a more casual wedding, you can choose a venue that is more relaxed and rustic.
- **Location:** The location of the venue should be convenient for your guests. You don't want to choose a venue that is too far away or difficult to get to.
- **Price:** The price of the venue should fit within your budget. Don't be afraid to negotiate with the venue manager to get the best possible price.

The vendors you choose will play a major role in the success of your wedding. So it's important to take your time and find vendors who are professional, experienced, and affordable.

Here are a few things to consider when choosing vendors:

- **Recommendations:** Ask your friends and family for recommendations for vendors. They can be a great source of information about who to

hire and who to avoid.

- **Online reviews:** Read online reviews of vendors to get an idea of their reputation.
- **Experience:** Make sure the vendors you hire have experience in weddings. You don't want to hire a vendor who is new to the business and doesn't know what they're doing.
- **Price:** The price of the vendors should fit within your budget. Don't be afraid to negotiate with vendors to get the best possible price.

Creating a budget is one of the most important steps in planning your wedding. A budget will help you stay on track and avoid overspending.

Here are a few tips for creating a budget:

- **Start with a realistic estimate:** Don't be afraid to ask your friends and family for help with this. They can give you a good idea of how much things cost in your area.
- **Prioritize your spending:** Decide what aspects of your wedding are most important to you and allocate your budget accordingly.
- **Be flexible:** Things will inevitably come up that you didn't budget for. So it's important to be flexible and make adjustments as needed.

A timeline will help you stay on track on your wedding day. It will also help you avoid any last-minute surprises.

Here are a few tips for creating a timeline:

- **Start with the end in mind:** Work backwards from the time of your ceremony to plan out the rest of the day.
- **Build in buffer time:** Things will inevitably take longer than you think. So be sure to build in buffer time into your timeline.
- **Be flexible:** Things will inevitably come up that disrupt your timeline. So be flexible and make adjustments as needed.

Your wedding should be a reflection of you and your partner. So it's important to personalize it with details that are meaningful to you.

Here are a few tips for personalizing your wedding:

- **Choose a theme that reflects your personality:** Your wedding theme should be something that you and your partner love. It can be anything from a favorite color to a shared hobby.
- **Incorporate personal touches:** Add personal touches to your wedding by using items that are meaningful to you. For example, you could use your grandmother's wedding dress or your favorite flowers.
- **Make it a day that you'll remember forever:** Do things that you and your partner will love on your wedding day. Don't be afraid to break tradition and do things your own way.

If you're dreaming of a wedding fit for a king and queen, there are a few

Wedding Planning On A Budget: How to plan your dream wedding, that's beautiful, elegant and royal

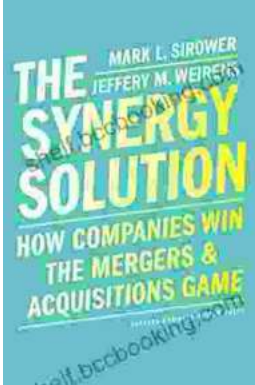


(step-by-step guide) (Wedding Planning Ideas Book 1)

by Jane Anne


★★★★☆ 4.7 out of 5

Language : English
File size : 1761 KB
Text-to-Speech : Enabled
Screen Reader : Supported
Enhanced typesetting : Enabled
Word Wise : Enabled
Print length : 21 pages
Lending : Enabled



How Companies Win the Mergers and Acquisitions Game: Unlocking the Secrets to Extraordinary Outcomes

In today's dynamic and ever-evolving business landscape, mergers and acquisitions (M&A) have become increasingly strategic for companies...



Mastering The Delicate Balance Between Power And Peace

In today's ever-evolving world, the interplay between power and peace has become increasingly complex and crucial. From personal relationships to global politics, striking the...

