


How to Edit and Revise Your Essay: Step-by-Step Study Skills



How to Edit & Revise Your Essay (Step-by-Step Study Skills) by Jay Matthews

★ ★ ★ ★ ☆ 4.2 out of 5

Language	: English
File size	: 3627 KB
Text-to-Speech	: Enabled
Screen Reader	: Supported
Enhanced typesetting	: Enabled
Word Wise	: Enabled
Print length	: 77 pages
Lending	: Enabled



Editing and revising your essay is an essential step in the writing process. It's an opportunity to improve your writing, catch errors, and make sure your essay is clear, concise, and well-organized. Here's a step-by-step guide to help you edit and revise your essay:

Step 1: Take a break

Before you start editing and revising, take a break from your essay. This will help you come back to your work with fresh eyes and a clearer perspective.

Step 2: Read your essay aloud

Reading your essay aloud is a great way to catch errors that you might miss when reading silently. As you read, pay attention to the flow of your

writing and the sound of your words. Make sure your sentences are smooth and your paragraphs are well-connected.

Step 3: Check for errors

Once you've read your essay aloud, it's time to check for errors. This includes checking for grammar, spelling, and punctuation errors. You can also use a grammar checker to help you find errors.

Step 4: Revise your content

Now it's time to revise the content of your essay. This means making sure your essay is well-organized, your arguments are clear, and your evidence is strong. You may also want to consider adding or removing content to make your essay more effective.

Step 5: Get feedback

Once you've finished revising your essay, it's a good idea to get feedback from someone else. This could be a friend, family member, teacher, or tutor. Ask them to read your essay and give you feedback on your writing, organization, and arguments.

Step 6: Make final edits


After you've gotten feedback, it's time to make your final edits. This may include making changes to your grammar, spelling, punctuation, or content. Once you're satisfied with your essay, proofread it one last time before submitting it.

Tips for editing and revising your essay

- Take your time. Editing and revising your essay takes time and effort. Don't rush through the process, or you'll miss important errors.
- Be objective. As you edit and revise your essay, try to be objective about your writing. Don't be afraid to make changes, even if you're attached to your original work.
- Focus on one thing at a time. When you're editing and revising, focus on one thing at a time. For example, first focus on checking for errors, then focus on revising your content.
- Get feedback from others. Getting feedback from others is a great way to improve your essay. Ask someone to read your essay and give you feedback on your writing, organization, and arguments.

Editing and revising your essay is an essential step in the writing process. By following these steps and tips, you can improve your writing, catch errors, and make sure your essay is clear, concise, and well-organized.

If you're looking for more help with editing and revising your essay, there are a number of resources available online. You can find helpful articles, videos, and tutorials on websites like YouTube, Google Scholar, and the Purdue Online Writing Lab.

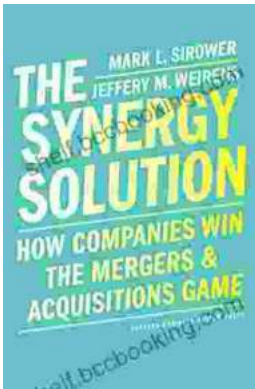


How to Edit & Revise Your Essay (Step-by-Step Study Skills) by Jay Matthews

★ ★ ★ ★ ☆ 4.2 out of 5


Language : English
File size : 3627 KB
Text-to-Speech : Enabled
Screen Reader : Supported
Enhanced typesetting : Enabled
Word Wise : Enabled

Print length : 77 pages
Lending : Enabled



How Companies Win the Mergers and Acquisitions Game: Unlocking the Secrets to Extraordinary Outcomes

In today's dynamic and ever-evolving business landscape, mergers and acquisitions (M&A) have become increasingly strategic for companies...



Mastering The Delicate Balance Between Power And Peace

In today's ever-evolving world, the interplay between power and peace has become increasingly complex and crucial. From personal relationships to global politics, striking the...