


# Explore and Create Fresh and Vibrant Color Palettes with Paint Collage and

Are you looking for a fun and creative way to explore and create fresh and vibrant color palettes? Look no further than paint collage! Paint collage is a technique that involves layering and combining different colors of paint to create unique and eye-catching effects. It's a great way to experiment with color and to come up with new and innovative ideas for your artwork.



## The New Color Mixing Companion: Explore and Create Fresh and Vibrant Color Palettes with Paint, Collage, and Mixed Media--With Templates for Painting Your Own Color Patterns by Josie Lewis

★★★★☆ 4.8 out of 5

Language : English  
File size : 46475 KB  
Text-to-Speech : Enabled  
Screen Reader : Supported  
Enhanced typesetting : Enabled  
Print length : 160 pages



In this article, we will explore the basics of paint collage and provide you with some tips and tricks for creating your own vibrant color palettes. We will also share some inspirational examples of paint collage artwork to get you started.

## The Basics of Paint Collage

Paint collage is a simple technique that can be used to create a variety of different effects. The basic steps of paint collage are as follows:

1. Start by gathering your materials. You will need:
  - A canvas or other surface to paint on
  - Acrylic paint in a variety of colors
  - A brush or sponge
- Apply a layer of paint to your canvas or surface. You can use any color you like, but it's best to start with a light color so that the other colors will show up more easily.
- Once the first layer of paint is dry, start layering on other colors. You can use a brush or a sponge to apply the paint, and you can experiment with different techniques to create different effects.
- Continue layering and combining colors until you are happy with the results. You can also add other elements to your collage, such as paper, fabric, or found objects.
- Once your collage is complete, allow it to dry completely before displaying or using it.

### **Tips and Tricks for Creating Vibrant Color Palettes**

Here are a few tips and tricks for creating vibrant color palettes with paint collage:

- Use a variety of colors. The more colors you use, the more vibrant your palette will be.

- Experiment with different color combinations. Don't be afraid to try different colors together to see what works. You may be surprised at the results!
- Use contrasting colors. Contrasting colors will create a more dynamic and eye-catching effect.
- Use complementary colors. Complementary colors are colors that are opposite each other on the color wheel. When placed next to each other, they will create a strong contrast and a vibrant effect.
- Use warm and cool colors. Warm colors (red, orange, yellow) will create a sense of energy and excitement, while cool colors (blue, green, purple) will create a sense of calm and serenity.
- Use light and dark colors. Light colors will create a sense of space and airiness, while dark colors will create a sense of depth and mystery.

### **Inspirational Examples of Paint Collage Artwork**

Here are a few inspirational examples of paint collage artwork to get you started:



**THE NEW  
COLOR MIXING  
COMPANION**

Explore and Create Fresh and Vibrant Color Palettes  
with Paint, Collage, and Mixed Media

JOSIE LEWIS

WITH  
TEMPLATE  
FOR PAINTING  
OWN COLOR  
PATTERN



shelf\_bccbookind.com

# THE NEW COLOR MIXING COMPANION

Explore and Create Fresh and Vibrant Color Palettes  
with Paint, Collage, and Mixed Media

by JOSIE LEWIS

WITH TEAR-OUT  
TEMPLATES FOR  
PRINTING YOUR OWN  
COLOR PATTERNS

shelf\_bccbookind.com





shelf\_bccbookind.com

# THE NEW COLOR MIXING COMPANION

Explore and Create Fresh and Vibrant Color Palettes  
with Paint, Collage, and Mixed Media

by JOSIE LEWIS

WITH TEAR-OUT  
TEMPLATES FOR  
PRINTING YOUR OWN  
COLOR PATTERNS



shelf\_bccbookind.com

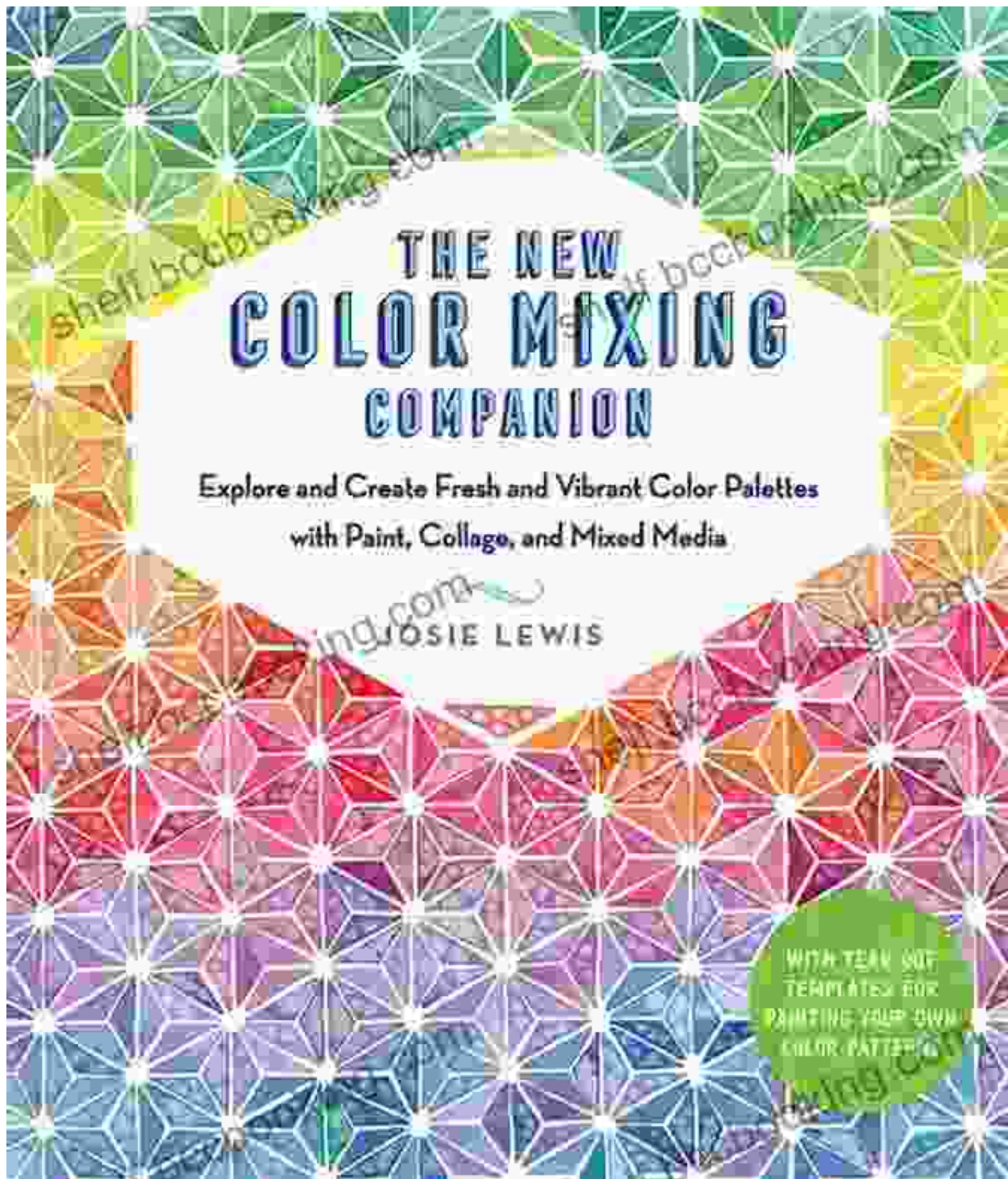
# THE NEW COLOR MIXING COMPANION

Explore and Create Fresh and Vibrant Color Palettes  
with Paint, Collage, and Mixed Media

by JOSIE LEWIS

WITH TEAR-OUT  
TEMPLATES FOR  
PRINTING YOUR OWN  
COLOR PATTERNS






Paint collage is a fun and creative way to explore and create fresh and vibrant color palettes. With a little practice, you can create your own unique and eye-catching artwork. So what are you waiting for? Get started today!

**The New Color Mixing Companion: Explore and Create Fresh and Vibrant Color Palettes with Paint, Collage,**






## and Mixed Media--With Templates for Painting Your Own Color Patterns by Josie Lewis


★★★★☆ 4.8 out of 5

Language : English  
File size : 46475 KB  
Text-to-Speech : Enabled  
Screen Reader : Supported  
Enhanced typesetting : Enabled  
Print length : 160 pages



## How Companies Win the Mergers and Acquisitions Game: Unlocking the Secrets to Extraordinary Outcomes

In today's dynamic and ever-evolving business landscape, mergers and acquisitions (M&A) have become increasingly strategic for companies...



## Mastering The Delicate Balance Between Power And Peace

In today's ever-evolving world, the interplay between power and peace has become increasingly complex and crucial. From personal relationships to global politics, striking the...